

内容真实性责任声明

学校对 湖南商务职业技术学院 质量年度报告(2022)
及相关附件的真实性、完整性和准确性负责。
特此声明。

单位名称（盖章）：



法定代表人（签名）：

2021年12月1日



湖南商务职业技术学院
HUNAN VOCATIONAL COLLEGE OF COMMERCE

1. 1

1. 1. 1

1

2021

"

"

"

"

"

"

"

"

"

"

1-1

2020- 2021

6524

1489

6608

,

59. 47% 13. 46% 60. 21%



【党史上的今天】湖南一周党史：历史上的11月8日—11月14日

校网络文化部 商职青年 昨天

★ 点击上方蓝色文字关注我们 ★

追寻红色足迹，了解湖南党史，今天商职青年推出《湖南一周党史：历史上的11月8日—11月14日》。

【党史上的今天】湖南一周党史：历史上的11月8日—11月14日



1-1	"	"	"	"
2				
2021				
			1500	
				1-1
		33	2641	23.4%
1-2	1-3			
2021			185	160
147		32		60
2	"	"	14	6



1-2

1-1

2021



1

2021

"

"

9			
10	2019- 2020		
11	2020		
12	2020		
13	2020		
14			

:

1-2 2020- 2021

33

2020- 2021 1	2	9	1	17	2	2

:

1-3 2020- 2021

1			19	
2			20	
3			21	
4			22	
5			23	
6			24	
7			25	
8		ERP	26	
9			27	

10			28		SD
11			29		
12			30		
13			31		
14			32		
15			33		
16		SO			
17					
18					

:

1-4 2020-2021

	()			
01		50	35	15
02		58	45	13
03	ERP	47	32	15
04		65	35	25
05		500	260	240
06		50	24	26
07		70	56	14
08		112	85	27
09		60	45	15
10		55	30	9
11	S. O	216	180	36
12		30	20	10
13		63	33	30
14		66	36	30
15		54	30	24
16		62	32	30
17		70	45	25
18		243	195	48

()

19

250

200

50

20

SD **z ...P**

60

41

19

50



1-3

1. 1. 2

2021

6

25

26

" "

2021

1-5

1-5 2021

	6	25	26



1-4 2021

1. 1. 3

“ ”

2021

"

"

"

"

"

"

"

"

98%

2021

1-6

1-6 2020-2021

1	800			2020 11
2				2020 11
3	67			2020 11
4				2020 11
5				2020 11
6	62			2020 11
7				2020 11
8				2020 11

9				2021. 5
10				2021. 5
11	46			2021. 5
12	62			2021. 5
13				2021. 5
14				2021. 7
15				2021. 7
16				2021. 7

" " — —

" " — —

" " — —

" " — —

" " " " — —

"

" " "

2021 3870

605

400

105

97%

"

— —

"

“

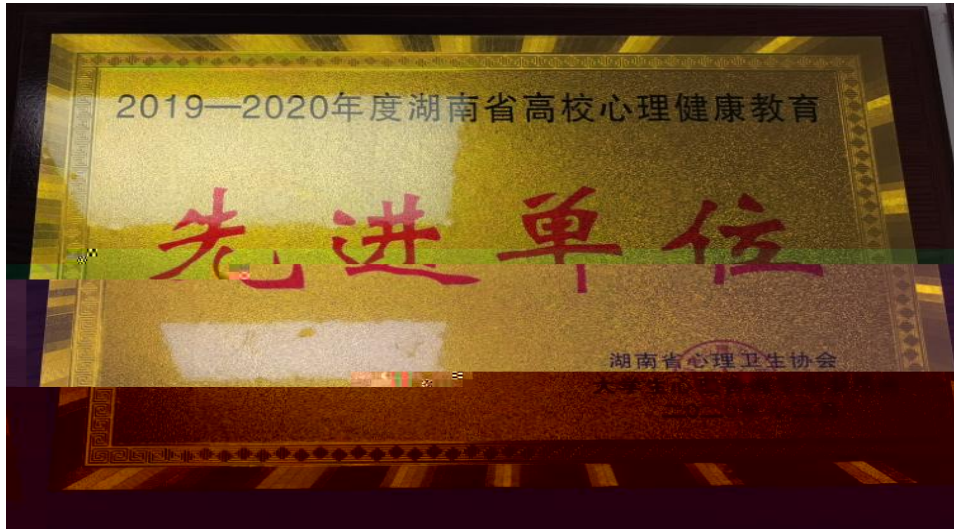
”

“ 2020

”

”

”



1-5

”

”



1-6

1.1.4

1

”

”

2021

”

”

2021

1586

2020 2021

95% 1-7

湖南商务职业技术学院学生工作处

关于组织学生修改和填报个人发展规划的通知

各二级学院、各班级：

根据学院《关于指导学生制定个人发展计划的实施意见》相关文件精神和要求，学生应于每一学年第1学期完成个人发展规划修改和填报工作。现将有关事项通知如下：

一、完成时间

即日起至2021年10月30日前

二、完成内容

2019级学生填写《大学成长足迹：大三篇章》中的“具体目标、措施、阻力与助力”部分。
2020级学生填写《大学成长足迹：大二篇章》中的“具体目标、措施、阻力与助力”部分。
2021级新生填写《大学成长足迹：大一篇章》中的“具体目标、措施、阻力与助力”部分。



1-7



1-8

1.2

1.2.1

"

" "

"

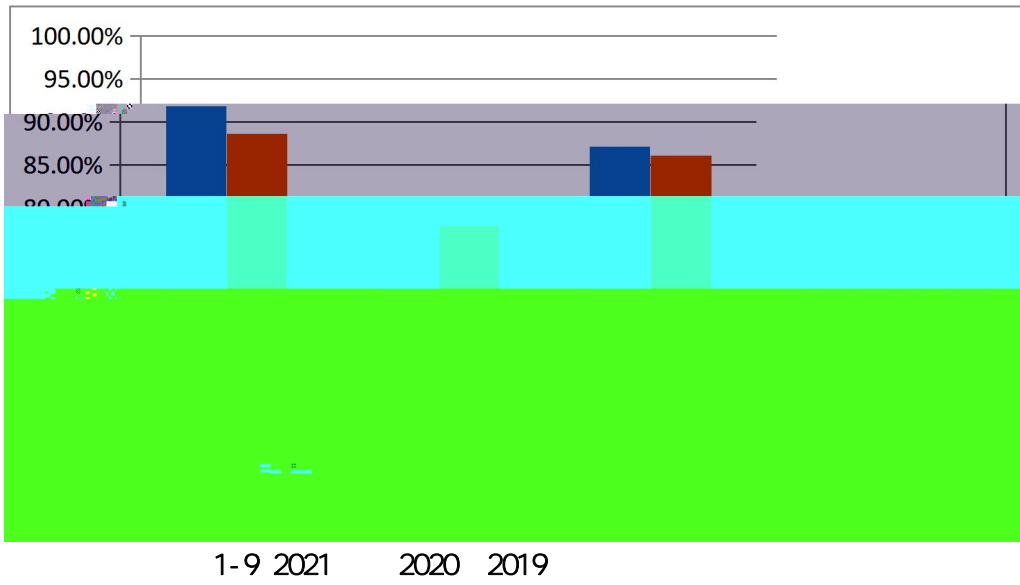
2021

91.83% 2020

79.41% 2019

87.16%

1-9



8 31

2021 2020 2019

1.2.2

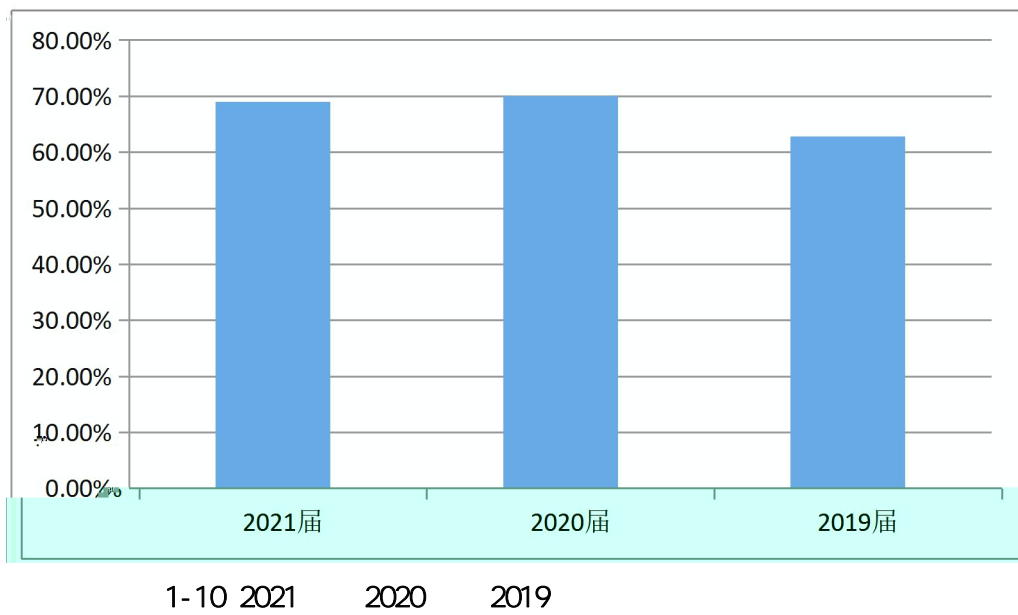
2021

68.95% 2020

70.08% 2019

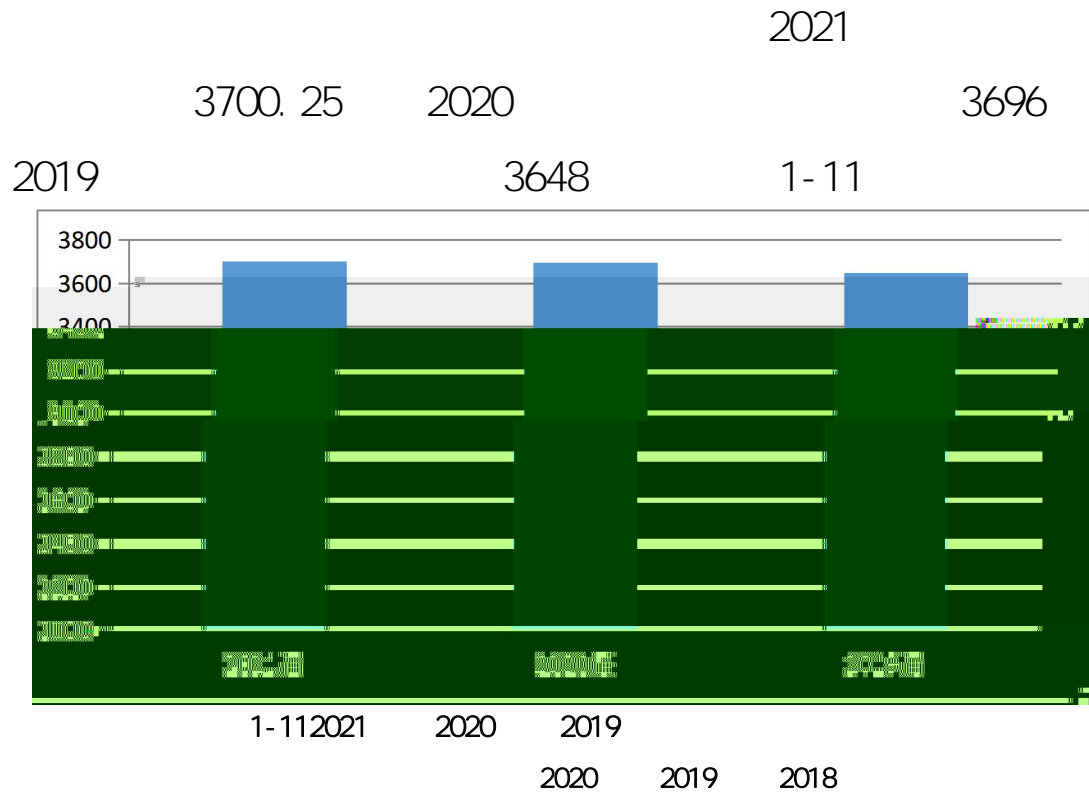
62.87%

1-10

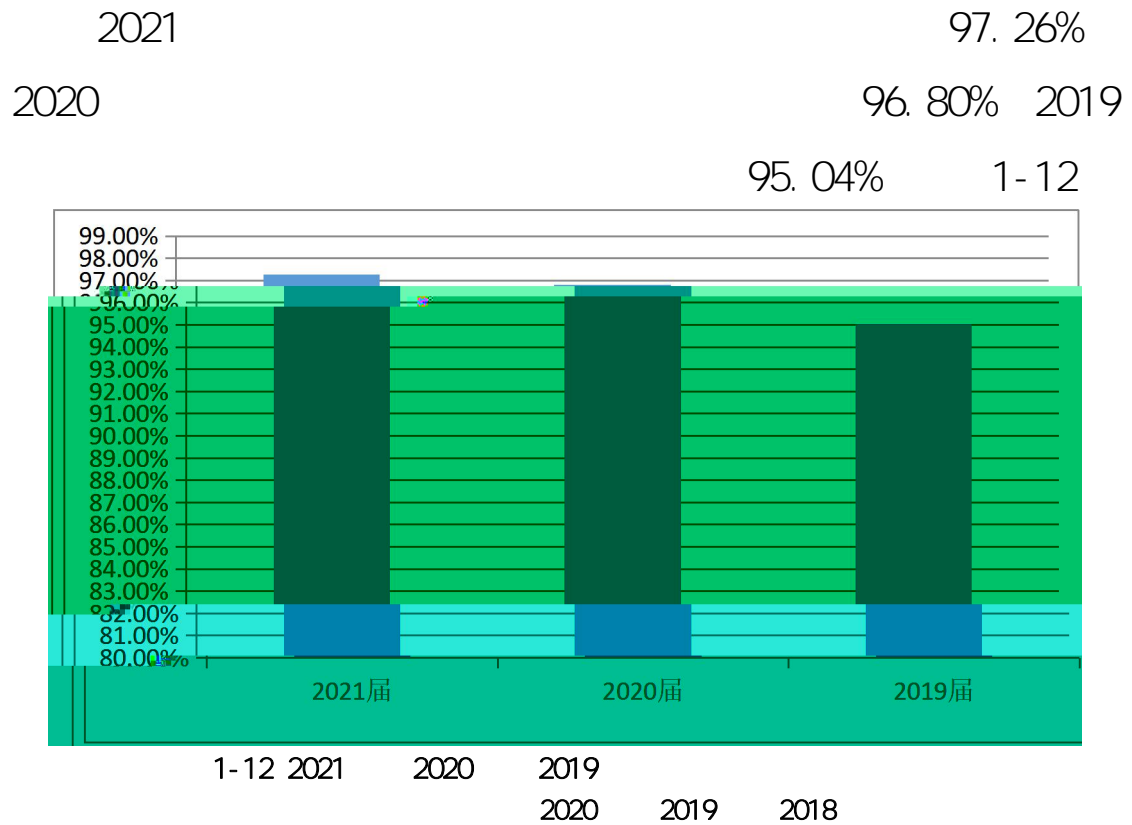


1-10 2021 2020 2019

1. 2. 3



1. 2. 4

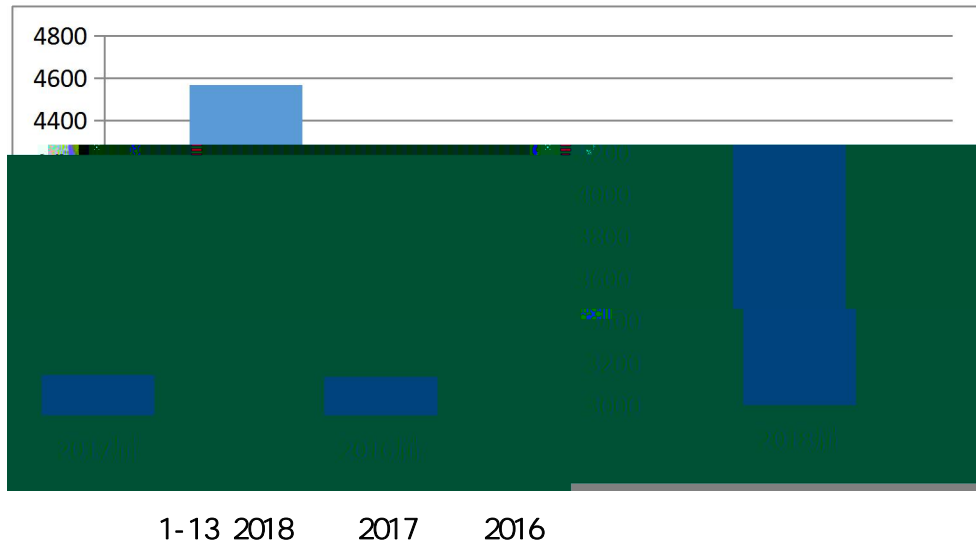


1.3

1.3.1

2018 4568
2017 3197
2016 3188

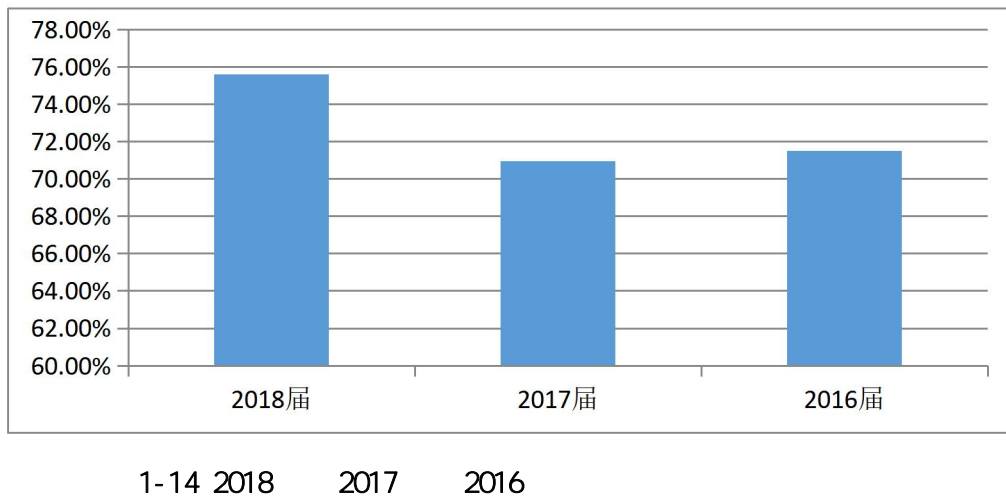
1-13



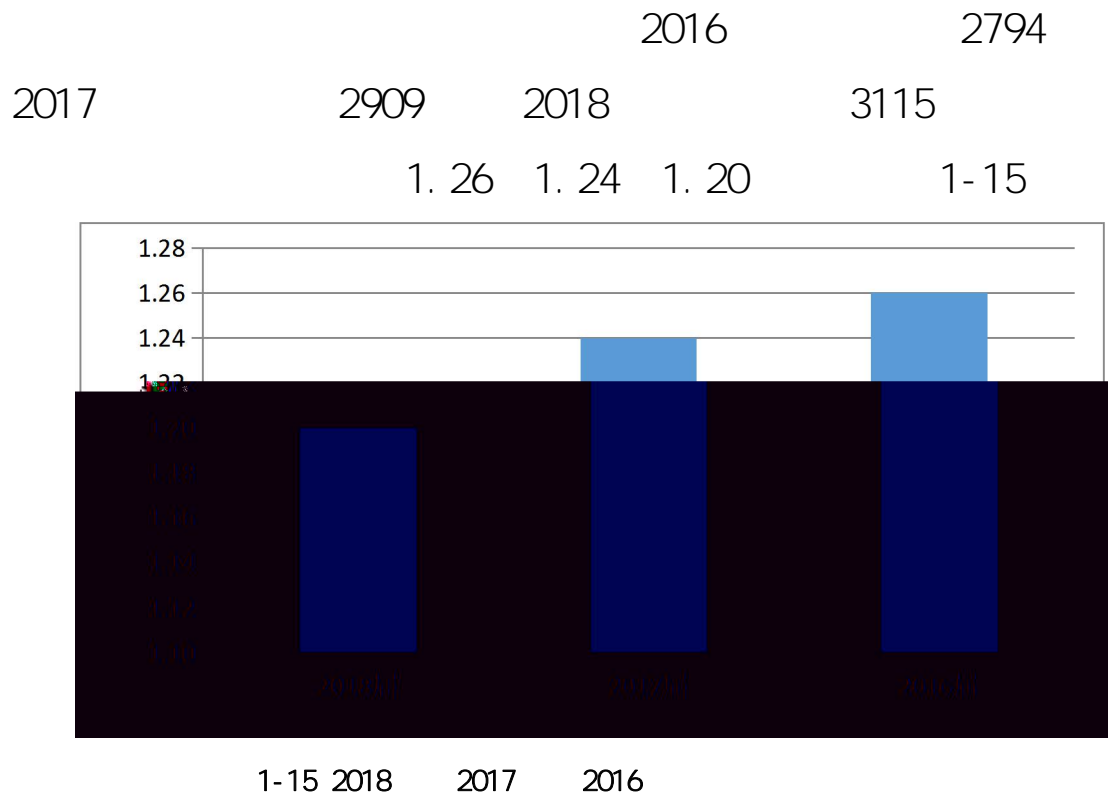
1.3.2

2016 71.49%
2017 70.95%
2018 75.60%

1-14



1. 3. 3



1. 4

1. 4. 1

2021

3000

"

"

1. 4. 2"

"

2021

"

"

"

"

"

" 1+2+N

SYB

4

"

"

2021

"

"

160

"

" "

"

“ “ “ “ “ “ “ “ “ “
“ “ “ “ “ “ “ “ “ “
“ “ “ “ “ “ “ “ “ “
“ “ “ “ “ “ “ “ “ “

1. 4. 3

2021 +
6000 1000
“ ---
“ “ “ “ “ “
“

10-12

2 1

2 1. 1

1
2021 “ “

1

3

3

"

"

2020

2020

/VS5 DL

2021



2-1 "

"

2

100%

97%

"

"

"

"

2021

2

1



2-2

3

2021

100

100

70

2021

9

2020

2020

1

3

3

1

1

"

"

2

2

2021

100

"

"

1

1 " "

3 2

2021 7000

2. 1. 2" "

" "

" "

" " " "

" "

" "

2021 4



2-3 "

"

2.1.3

2020 9 .

4859

"

"

2020

"

"

"

"

"

"

"

"

"

"



2-4 " "



2.2

2.2.1

2020

23

2021

24

65%

17%

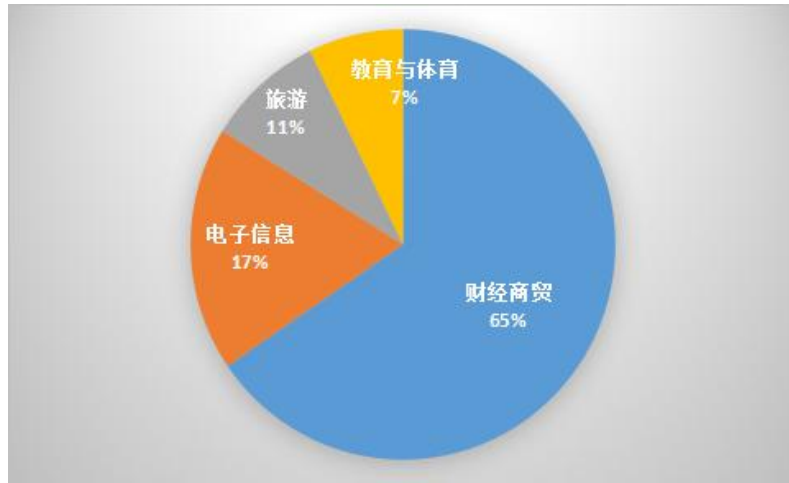
18%

"

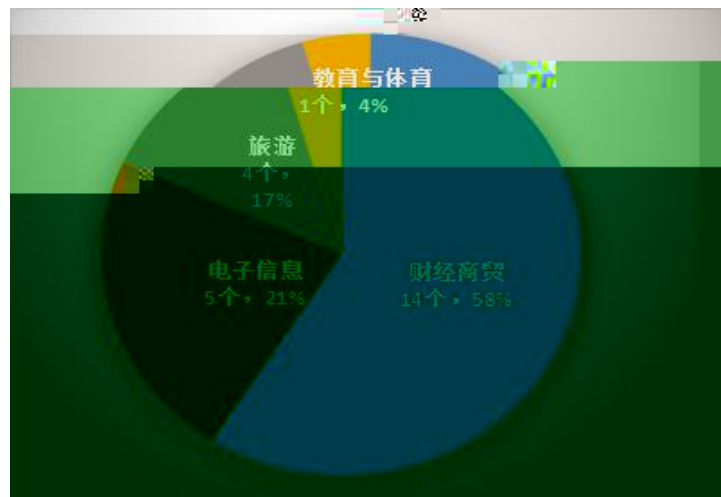
"

2-5

2-6



2-5 2021



2-6 2021

"

"

" " +

" "

2-1

2-1



" + "

И ' ! 9 9 И)
") 9 9 С

2.2.2

2021

21

109

5

"


"

"

"

"

"



2-7



2-8

“ ”





2-10

2.2.3

2021

30

12

“

”

-

-

“

”

“

”



2-11

2.3

2.3.1

4

"

"

"

"

"

"

2021

4

59

9

24

2018- 2021

451. 8201

143. 1203

283. 797

24. 9028

15



2-12

H3C E

2.3.2

2021

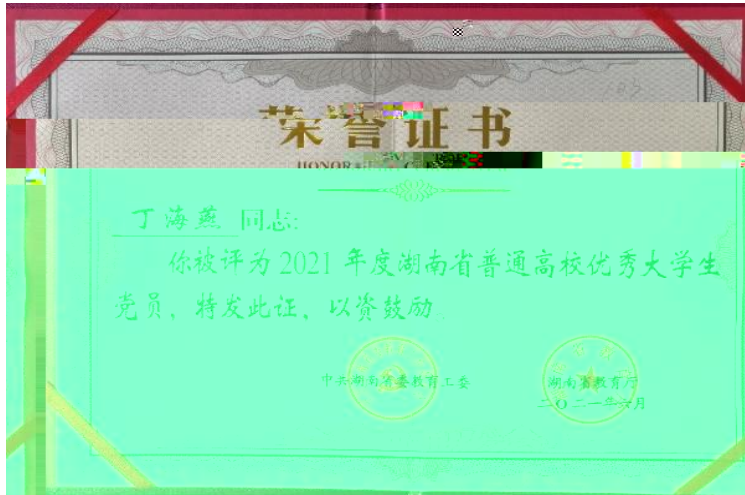
1 " . " " "

2

5

2021

2.0



2-13 " 2021 "

2.3.3

2008

"

"

2020

2021

138

2018							
2021				62			
	31				236		
		139			32		15
8			12		25		5
"	+	"	"	+	+	+	+
+	"			28			139
		31580					95.1%
			300				30
				800	"	"	
"							
		"					
				2021			
"	'						' "
202					10		

2.4 "1+X"

2.4.1

2021

308

10

"1+X"

18 "1+X"

15

62.5%

875

2.4.2

2021

"

+

"

"

"

1+X

2020—2021

2 "1+X"

30

100%

84

1+X

1+X

1+X

" - - - "

1+X

1+X

1+X

"

" 1+X

1+X

"

" 1+X

X

1+X

X

2.5

2.5.1

2021

8

"

"

"

" "

" "

"

"

100

"

"

"

"

"

"

"

"

"

" 2020

"

207

20

19

2

"

"

2.5.2

2021

240

36

27

15

209

CA




" "

e

205. ß

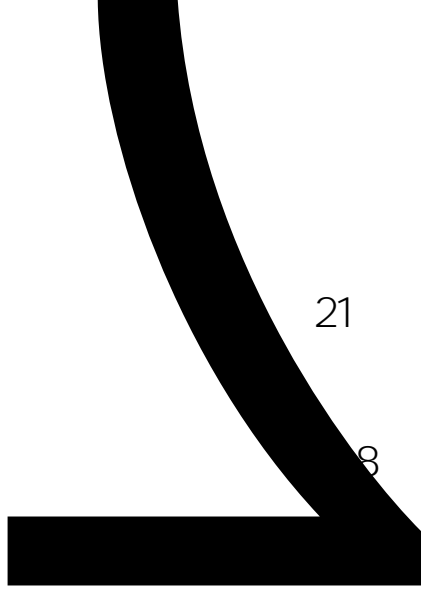
a

2021



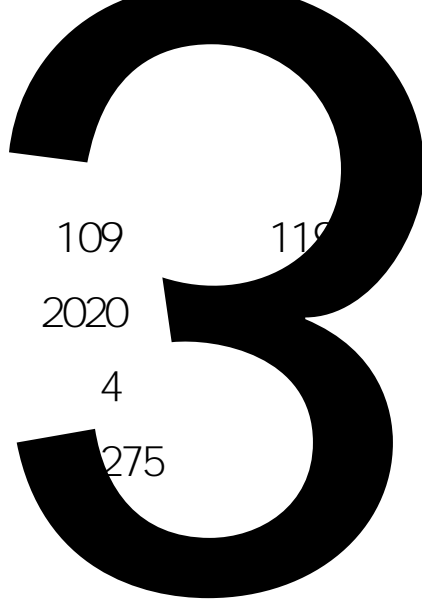
C w @ v f e ...

à Ú U5 DF Fó, € D/B à v' € C'.I.@ Q!., •#D



21

8




109

119

2020

4

275



3

3)11

121

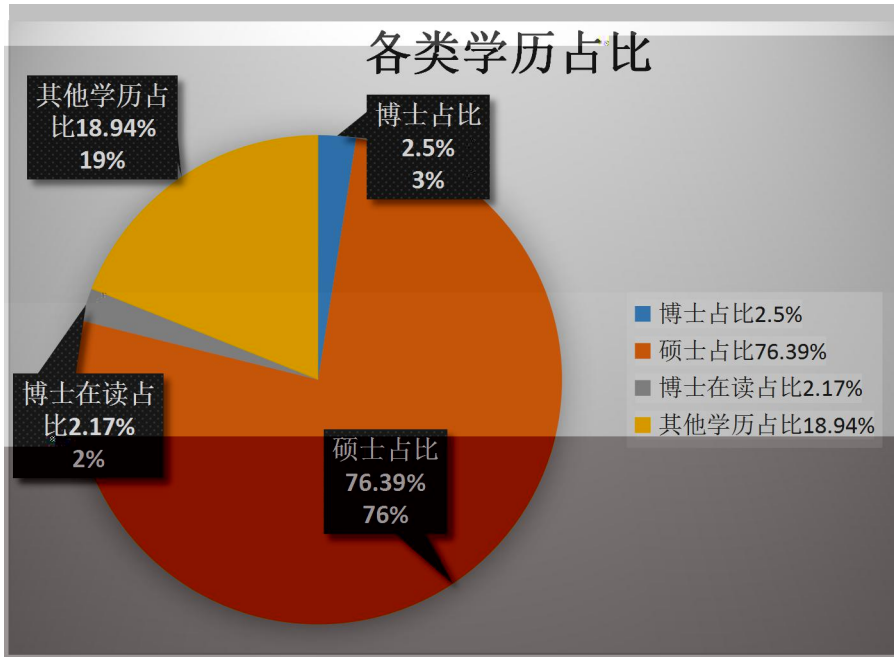
1

3

7

19

(



2-15

2.6.2

2021

" "

" "

184

50.90

2023

9%

" "

80%

2.6.3

2.7

2.7.1

2021

29

29

2021

"

"

2.7.2

2021



2-16

2.7.3

2021

		90	90
64		9	
3		1	
	1		1
		24	



2-17

2.7.4

2021

"

"

3.1

3.1.1

2020- 2023

2021

" "

" "

" "

			4		
		3			2.5
	7			2	
2					
1	16				1

" "

3. 1. 2

" "

2021

"

"

"

"

"

"

2021

"

"

"

"

2021

57

6

25

26

2

4

2

8

2021

4600

2021

SYB

2165

9

40894

3. 1. 3

2021 6

"

"

3. 2

3. 2. 1

2018 12

2018 588

3

2019- 2021

3

2019 1

"

"

3

12

3-1

157

3-2

3

"

"

"

"

3-1

1		1
2		1
3	" "	2
4		7
5	2020 " "	1
		12

3-2

1		1
2		1
3		3
4	" " " "	1
5		29
6		4
7		15
8		2
9		87
10		2
11		4
12		1

13	" "	1
14		1
15		1
16		1
17		1
18		1
19	" "	1
		157

3.2.2

2021

"

"

"

"

"

"

3.2.3

2021

, 3

5

3

2
1 3 13
16 , 2 1
3 1
31 82 2
21
5690 AB
1
2 1
1 1
1 1 31
102 19
37
" "
1
1
1 16
35

20

1

3.3

3.3.1

2021

"

"

2021

1200

"

"





3. 3. 2

2021

24

2022

11480.56

10928

3.4.2

2021 11 26

4353.8

3870

3.4.3

2021 11 26

11797.14

3.4.4

2021

" "

4. 1

42

2018 50

4. 2

"

"

AB

AB

"

"

AB

— —

" . . "

4

4.3 "

"

"

"

"

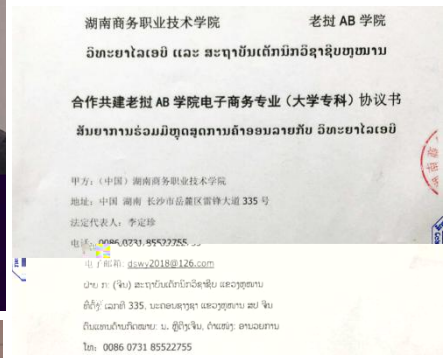
"

"

"

"

"



4. 4 " "

4. 4. 1

2021 " " AB

" "

" "

4. 4. 2

2021

5. 1

5. 1. 1

2021

	4000		
3999		3861	96. 55%
	2026		50. 65%
1974	49. 35%	24	

5. 1. 2

" "

1

2021

			468
	450		
			409
370			

2

2021

		2026	4387
	3324	3491	2026
1980		97. 73%	
	800	1000	

630

3

96.48%

96.17%

95.00%

96.67%

96.87%

94.39%

97.85%

90%

100.00%

90.91%

5.2

2020

2021

5

980

346

5

739

702

90%

2021 8
3090 470

5.3

5.3.1

2021 "1+1+N" 1 +1
+N 2018
2021
29 236
139 32 15 8
12 25 5



" + " " + + +
+ + "

N

5-1 2018—2021

联盟活动强而有力



学习强国
中共中央宣传部“学习强国”学习平台

打开

第三届全国职业院校乡村振兴协作联盟高峰论坛在长沙召开

星辰在线
2020-12-07

+ 订阅

作者：汤佛 肖娟 陈洁 黄镜文



“互联网+”农村商贸流通改革与发展暨第三届全国职业院校乡村振兴协作联盟高峰论坛在长沙召开。

2020年，第三届乡村振兴高峰论坛举办

中国商业经济学会

关于举办“中国共产党成立100周年国内大循环构建新发展格局暨第四届乡村振兴高峰论坛”征文活动的通知

各有关单位、专家、学者：

为了深入贯彻党的二十大精神 and 习近平新时代中国特色社会主义思想，落实《中共中央 国务院关于全面推进乡村振兴加快农业农村现代化的意见》（中发〔2021〕1号）、“十四五”规划纲要文件精神，由中国商业经济学会主办，全国职业院校乡村振兴协作联盟、湖南省农村合作经济组织联合会、湖南省供销合作经济学会、湖南商业经济学会、湖南省现代流通理论研究中心、湖南商务职业技术学院联合承办的“中国共产党成立100周年国内大循环构建新发展格局暨第四届乡村振兴高峰论坛”拟定于2021年11月初召开。现将论坛征文有关事项通知如下：

一、论坛主题

本次论坛紧紧围绕“乡村振兴国家战略”这一主题，立足国情农情，就十四五开局之年国内大循环构建新发展格局中的相关问题进行探讨，并提出对应策略与建议，为全面推进乡村振兴，迎接“三农”工作重心的历史性转移献计献策。参会论文选题范围：

2021年，第四届乡村振兴高峰论坛征文正在进行中……

+ + +

1.5

2021

800

“

”

”

" 2021 1200

5. 3. 2 2025

" " " "

" " " "

5. 4

5. 4. 1 " "

"

" 2021

" "

2021 16 " "

" "

" "

5. 4. 2

20

20

"

"

14

"

"

5. 4. 3

2021

100

7

2021

100

2021


)

2019 590

2021 265

2021 8

5-3



5.4.4

2021 8

" 00 "

" "

5.5

2021

3

25

62

6.1

6.2

6.2.1

" "

2021

"

" " "

" " "

"

" "

6.2.2

"

"

"

"

"

"

1-2

1-2

6. 2. 3

12401		1			3251	3863		
			—					
		2	1			18200	3700	
					%	98	98	
			2			78	152	
					%	97	97	
			—					
		3	1			15	10	
					%	93	99	
			2			13	13	
					%	99	99	
			3			50	60	
					%	98	98	
				—				
			4	1			86	145
					%	95	98	
		2				80	100	
					%	95	95	
		3				500	500	
					%	90	92	
		5			200	221		
			—					
		6	1			33	33	
			2			2925	3125	

12401		1		—	16.99	16.13
		2		%	50.6	53.61
		3		%	34.43	33.05
		4			568	532
					428	349
					175	185
		5		Mbps	10000	10000
		6		Mbps	6000	7100
		7		/	0.54	0.56
8		/	5450.91	5848.78		

2020 2021

				2020	2021